



WORLD POKER TOUR™

WORLD
POKER
TOUR



2K
SPORTS

WARNING: READ BEFORE USING YOUR PLAYSTATION®2 COMPUTER ENTERTAINMENT SYSTEM.

A very small percentage of individuals may experience epileptic seizures when exposed to certain light patterns or flashing lights. Exposure to certain patterns or backgrounds on a television screen or while playing video games, including games played on the PlayStation 2 console, may induce an epileptic seizure in these individuals. Certain conditions may induce previously undetected epileptic symptoms even in persons who have no history of prior seizures or epilepsy. If you, or anyone in your family, has an epileptic condition, consult your physician prior to playing. If you experience any of the following symptoms while playing a video game – dizziness, altered vision, eye or muscle twitches, loss of awareness, disorientation, any involuntary movement, or convulsions – IMMEDIATELY discontinue use and consult your physician before resuming play.

WARNING TO OWNERS OF PROJECTION TELEVISIONS:

Do not connect your PlayStation 2 console to a projection TV without first consulting the user manual for your projection TV, unless it is of the LCD type. Otherwise, it may permanently damage your TV screen.

USE OF UNAUTHORIZED PRODUCT:

The use of software or peripherals not authorized by Sony Computer Entertainment America may damage your console and/or invalidate your warranty. Only official or licensed peripherals should be used in the controller ports or memory card slots.

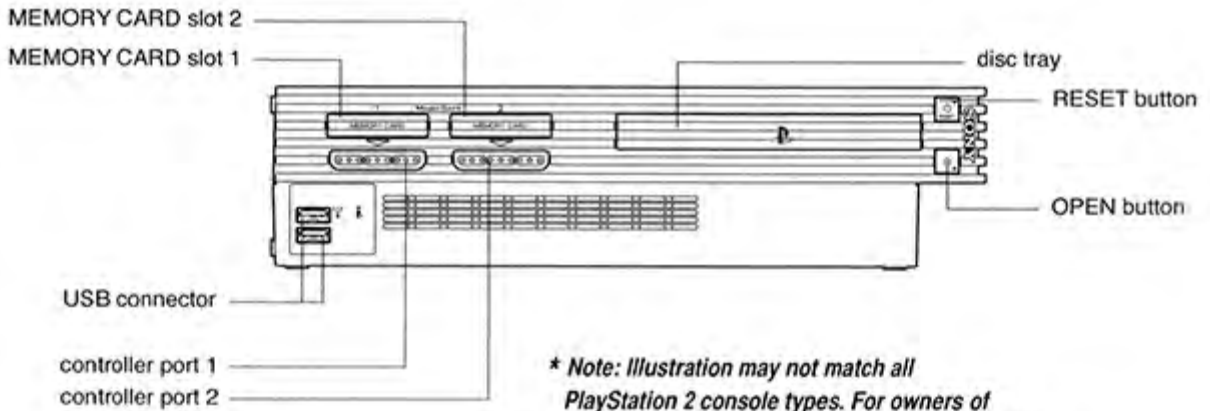
HANDLING YOUR PLAYSTATION 2 FORMAT DISC:

- This disc is intended for use only with PlayStation 2 consoles with the NTSC U/C designation.
- Do not bend it, crush it or submerge it in liquids.
- Do not leave it in direct sunlight or near a radiator or other source of heat.
- Be sure to take an occasional rest break during extended play.
- Keep this compact disc clean. Always hold the disc by the edges and keep it in its protective case when not in use. Clean the disc with a lint-free, soft, dry cloth, wiping in straight lines from center to outer edge. Never use solvents or abrasive cleaners.

TABLE OF CONTENTS

GETTING STARTED	2
STARTING UP	3
CONTROLS	4
MAIN MENU	5
POKER OVERVIEW	7
WINNING POKER HANDS	8
THE GAMES	9
PLAY NET POKER	13
TROUBLESHOOTING	16
MAIN MENU CONTINUED	17
CREDITS	18

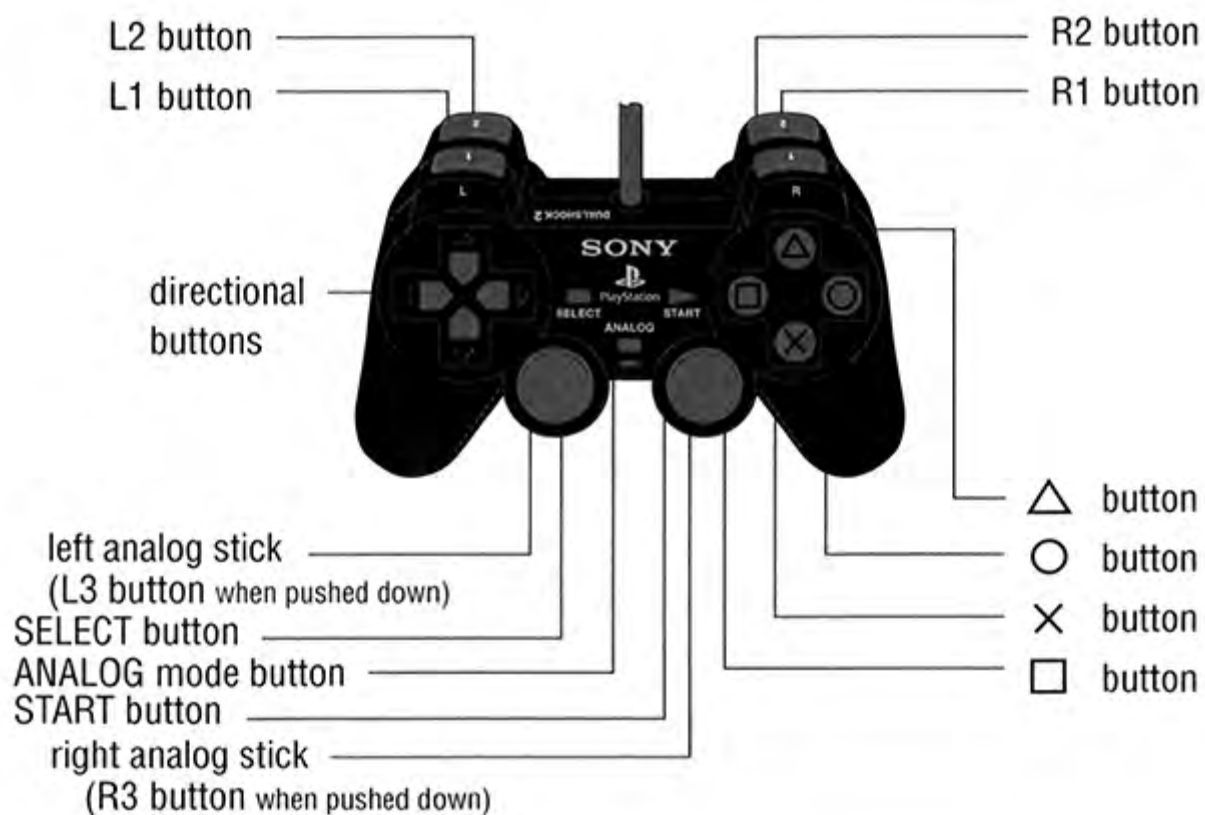
GETTING STARTED



** Note: Illustration may not match all PlayStation 2 console types. For owners of SCPH-70000 series PlayStation 2 systems, refer to the setup instructions supplied with your system.*

Set up your PlayStation®2 computer entertainment system according to the instructions in its Instruction Manual. Make sure the MAIN POWER switch (located on the back of the console) is turned ON. Press the RESET button. When the power indicator lights up, press the OPEN button and the disc tray will open. Place the WPT disc on the disc tray with the label side facing up. Press the OPEN button again and the disc tray will close. Attach game controllers and other peripherals, as appropriate. Follow on-screen instructions and refer to this manual for information on using the software.

DUALSHOCK[®]2 ANALOG CONTROLLER CONFIGURATIONS





CONTROLS

For well over 100 years the game of poker has been the true unsung American pastime. It is the preferred leisure time game for America and now its influence is reaching many other parts of the world. In recent years poker has become even more of an American staple as a televised spectator sport, rich with the tension and colorful players that make it as fun to watch as any professional sport.

Now, World Poker Tour® puts all of this action on your PlayStation®2. World Poker Tour brings you right to the table to bet and bluff with the best of them. So, wipe that grin off your face, throw on those shades and let's play some poker!

Menu Controls

- ⊗ button Select Highlighted Item, Advance
- △ button Back

In Game Controls

- ⊗ button Select Highlighted Option, Advance
- △ button Back
- directional button** Scroll Through Game Items
- button Toggle Chat Box (Online only)
- L2** button Chat (Online only)
- R1** button Voice Chat (Online only)
- button Game Information Screens
- START** Pause
- Left analog stick** Control Facial Expression
- R3** button Toggle Camera View (First Person or TV Camera)

2KSports Tip - Bluff Your Opponents


You can move the **left analog stick** in any direction to display the emotion you want. The further you move the **analog stick** in any direction, the more intense the emotion will be.

MAIN MENU






Use this menu to choose your game type, set options or view the credits.

Play Poker


The Play Poker option allows you to participate in either a Quick Draw or WPT Season game. Either Select an existing Player or highlight an "Empty" slot and press  button to create a new player. See Create Player for more details.

Create Player


To create a new player, highlight an "empty" character slot and press the  button to start the player creation process.

When creating a new player, you can use the available sliders to customize you players Appearance, Face shape, Facial Features, Body, Tops, Bottoms, Shoes, Accessories and Personality. On the Create Player menu, move the **directional button** UP and DOWN to highlight a feature to change. Move the **directional button** LEFT or RIGHT to change the highlighted feature. You can also press the  button to randomize the features. When you are satisfied with your selections, press the  button to accept the changes you have made.

Select a WPT Pro

You can chose to play one as one of the WPT pros. To do so, highlight an "empty" slot on the Select a Player screen and press the  button to bring up a list of WPT pros to chose from.

Edit Player

To change the appearance of a character that has already been created, go to the Player Select screen, Highlight the desired player and press the  button.

Quick Draw

For a quick game of poker, use the Quick Draw selection.

Quick Draw options:

- **Game** - The game type. See Poker Games for more information.
- **Location** - The arena in which the poker game is played: Select from The Illusion, Commerce Casino, The Bicycle Casino, WPT at Sea, Aviation Club de France, The Millennium Casino, Bay 101, Foxwoods Resort Casino, Borgata and Aruba.



WPT
WORLD POKER TOUR®



WPT
WORLD POKER TOUR®



WPT
WORLD POKER TOUR®



WF
WORLD POKER TOUR®



- **Limit** – Set the amount one can bet in a single turn: No Limit, Limit, Pot Limit, Half-Pot Limit.
- **Buy-in** – Set the buy-in for the tournament.
- **Number of Players** – Set the number of players for the game.
- **Opponent Skill** – Set the skill of each opponent in the game: Amateur, Professional, WPT All-Stars.
- **Blinds/Ante Levels** – The blinds increase over time. Set the amount of time before each blind increase: 5, 10, 15 or 20 minutes.

WPT Season

Ever wanted to be a professional poker player? Think of the fame and money you will earn as you battle your way to the top in WPT Season mode. Start out playing local small games and earn enough money to make it to the big World Poker Tour tournaments.

- **Satellite Game** – The Satellite game is a great place to start and earn money and a chance at a free buy-in to the Super Satellite game.
- **Super Satellite Game** – If you want to break in to the tournament finale, you should use the Super Satellite to get a chance for a free buy-in. Be careful; the stakes are higher and the competition is smarter.
- **Tournament Finale** – This game is for the serious players only. With a steep buy-in and tough competition, you better get some practice under your belt before you sit at the table in the tournament finale.

Once you complete the tournament finale of your current level, you will move on to the next level of play. Work your way through amateur and professional seasons to earn entry to the Battle of Champions and a chance to become the WPT World Champion!

Achievements

While you are playing WPT under any Player Profile, you can earn trophies and Reward Chips by getting good poker hands, winning tournaments and other in game events. Your statistics, Reward Chips and trophies are recorded. Go to Achievements to view them.

Reward Chips

When you receive Reward chips, you can use them to purchase special items and clothing for your player. Use the edit player feature in the Player Select screen to adjust the appearance of your player.

See page 17 for more main menu options.



POKER OVERVIEW



Blinds

At the start of each hand two "Blind" bets are put up or "posted." The player immediately to the left of the dealer posts the small blind, which is equal to half the minimum bet. The Player to the left of the small blind posts the big blind, which is equivalent to the minimum bet for the table. No other players put in money at the start of the hand. As the dealer rotates around the table so do the blinds. Blinds are posted at the beginning to assure that at least one player on the table has an investment in each hand.

Opening Bet

After each player is dealt two cards face down, players can look at their cards and make bets or "check" based upon the strength of their hand—or you can just bluff! Checking is essentially passing on your opportunity to bet, but staying in the hand. You can only check if no one raised before you in the current betting round. Betting begins at the person to the left of the big blind and goes around till all players have had a chance to bet, raise or check.

The Flop

After the first betting round is complete, the dealer puts three cards face up in the middle of the table. These cards are called the "Flop" and are community cards to be used by all players. Another betting round begins with the player to the left of the dealer.

The Turn

Once betting has ended for the Flop, a fourth card is placed face up in the middle of the table, next to the Flop. This is called the "Turn". Betting then resumes from the player to the left of the dealer.

The River

Following the betting from the Turn, a fifth and final card is placed in the center of the table; this is called the "River". One final round of betting begins.

The Showdown

To determine the winner, each player may use any combination of the community cards on the "board" (table) with their two cards to make the best possible poker hand. In some cases the best poker hand may be the five cards on the board. In this scenario, the players will split the pot.



WPT
WORLD POKER TOUR®



WPT
WORLD POKER TOUR®



WPT
WORLD POKER TOUR®



WPT
WORLD POKER TOUR®



WINNING POKER HANDS

Name	Example	Definition
Royal Flush	A♥-K♥-Q♥-J♥-10♥	A,K,Q,J and 10 all same suit.
Straight Flush	7♣-6♣-5♣-4♣-3♣	Five cards in sequence and suited.
Four-of-a-Kind	J♠-J♦-J♥-J♣-6♣	Four cards of the same rank.
Full House	K♥-K♦-K♣-J♠-J♣	Three of a kind and a pair.
Flush	A♥-J♥-8♥-7♥-4♥	Five cards of the same suit.
Straight	Q♣-J♦-10♠-9♠-8♥	Five cards in sequence. (Ace can be high or low.)
Three-of-a-Kind	7♠-7♥-7♦-Q♣-2♠	Three cards of the same rank.
Two Pair	A♠-A♥-7♦-7♣-4♠	Two cards of one rank and two cards of another rank.
Pair	9♦-9♣-6♠-5♦-3♠	Two cards of the same rank.
High Card	A♠-J♥-9♦-6♣-4♠	Highest card wins.



THE GAMES



No Limit Texas Hold 'Em

Easy to learn, hard to master, Texas Hold 'Em is the classic version of Hold 'Em poker. In No Limit Texas Hold 'Em you can bet as much as you like, up to your entire stack. Each player is dealt two cards and five community cards are turned up on the board. Whoever makes the best poker hand wins. That is, unless you are bluffing!

1. Post Small and Big Blinds.
2. Deal two cards to each player, face down.
3. Begin Betting.
4. Deal the three card Flop.
5. Deal one card on the Turn.
6. Deal one card on the River.
7. Use any combination of your cards and community cards to make the best poker hand.

Super Hold 'Em

Just like Texas Hold 'Em but you receive one extra hole card.

Five Card Draw

Five Card Draw is considered the most classic of poker games dating all the way back to the Wild West. There are no community cards. Each player is dealt a hand of five cards face down. You may discard up to three cards or four if your remaining card is an ace. The deal then draws replacement cards for you. The best hand wins.

1. Ante up.
2. Deal five cards face down.
3. Begin Betting.
4. Discard up to three cards (four with an ace.)
5. Dealer Draws to replace any discarded cards.
6. Begin the final round of betting.
7. The best hand takes the pot.



Seven-Card Stud

Seven Card Stud is considered the poker player's poker game. In this game, you are given two cards face down and one face up, which everyone can see. Next, you are dealt additional cards called "streets" until you have seven cards in your hand. Then, use your cards to make the best possible poker hand.

1. Ante up.
2. Deal two hole cards face down and one card face up.
3. Lowest card face up brings in the bet.
4. Deal one card "4th Street" face up to each player.
5. Resume betting with the highest card showing.
6. Deal one card called "5th Street" face down.
7. Resume Betting with a higher minimum bet.
8. Deal one card, "6th Street" face up to each player.
9. Deal one card face down to each player, known as "The River."
10. Use any combination of cards to make the best five-card hand.

Limit Texas Hold 'Em

This game is the same as No Limit Texas Hold 'Em except that each player is only allowed to make a bet in a set amount.

Omaha

The game of Omaha is slightly more forgiving than Texas Hold 'Em. Each player is dealt four cards instead of two; each player must use two of the four "pocket" cards to make the best possible poker hand. Betting is handled the same as in Texas Hold 'Em.

1. Post Small and Big Blinds.
2. Deal four cards to each player, face down.
3. Begin betting.
4. Deal the three card Flop.
5. Deal one card on the Turn.
6. Deal one card on the River.
7. Use any combination of two pocket cards and the community cards to make the best poker hand.

Pineapple, Crazy Pineapple and Tahoe

These games are all variations of Texas Hold 'Em; however, each player is dealt three cards instead of two. In Pineapple, you immediately discard one of your three cards. In Crazy Pineapple, each player is dealt three cards at the beginning of a hand. One of those cards is discarded after the second round of betting. In Tahoe, the player keeps all three cards but may not use all three to make the best poker hand.

Shanghai

Shanghai Poker is similar to Tahoe poker with the exception that the flop and the turn consist of two cards each. You are first dealt three hole cards, which is followed by the first round of betting. Next the Flop is dealt (two community cards) followed by the second round of betting. Then, two additional community cards are dealt (the Turn) followed by a third round of betting. Finally, the fifth and final community card is dealt and you may use zero, one or two of your hole cards to make the best poker hand in combination with the community cards.



Billabong Poker


In Billabong poker, each player is dealt three cards down and one card up. Use three or four of your hole cards along with the standard five community cards to make the best poker hand.

Hi/Lo Rules

Another twist that some casinos will put on the poker game is Hi/Lo rules. While in play, each player can use exactly two of their hole cards and three community cards to make a hand with each card having a denomination below eight (ace counting as one.) If a player has such a hand, they will qualify to split the pot with the high hand winner. The player with the lowest cards in their low hand will win split the pot with the high hand winner. In the event there is a low tie, the low hand pot will be split.



Play Net Poker

Use this Option to play an online game against real opponents. In order to play World Poker Tour online you will need to accept the Online User Agreement. This agreement will appear before you log on. Read the agreement and press  to accept and continue.

Network Connect

Select the type of connection you will be using to connect to the network.


Select a Player


Create or select a player you will use online. Once you are online you can chose to join a WPT online game or create your own game.

To Join a Game

Enter the WPT Network Join screen.

Use the directional button to sort by any of the categories.

Press  button to enter your sorting.

Highlight the preferred game and press the  button to enter that game.



PLAY NET POKER

Host your own WPT Online Game

Server Options

Use this screen to choose your table name, table password, Maximum Ping, Eye Toy™ USB Camera (for PlayStation®2) Required.

You will then be taken to the Online Game Rules screen. For more information, please see Quick Draw Options.

Online Game Play

The online game behaves very much the same way as a single player game. However, Online play contains a few additional options.

At any time during an Online game, use the **L2** button to bring up the text chat interface.

Options

Use this screen to adjust the options for Audio, Gameplay and Net Gameplay.

Squelch Player

If you wish to ignore a player's Eye Toy™ or PlayStation® 2-compatible USB (Universal Serial Bus) headset, use the Squelch Player Option.

Show Player List

Use this screen to see a list a players in the current game.

Quit This Game

Use this option to quit this game and return to the Online Menu.

Quit to Main Menu

Use this option to quit this game and return to the Online Menu.

Setting up your PlayStation®2 Console for Network/Online Play

A broadband Internet connection and Network Adaptor



(Ethernet/modem)(for PlayStation®2) are required for online play. WPT is compatible with Network Configuration files from other PlayStation®2 Online games.

To play online with WPT, you will need to have a Network Configuration File saved on your memory card (PlayStation®2). You can use the Network Adaptor Start-Up Disc that came with your Network Adaptor (Ethernet/modem)(for PlayStation®2). You may also use the Net Config tool in the Options menu.

DNAS legal information

This Software uses "DNAS" (Dynamic Network Authentication System), a proprietary authentication system created by Sony Computer Entertainment, Inc. ("SCEI"). "DNAS" retrieves information about a user's hardware and software for authentication, copy protection, account blocking, system rules, or game management and other purposes. The information collected does not identify the user personally and will not be shared with any non-SCE company. **A Publisher can combine this information with personally identifying information from Publisher's records if the user provides the personally identifying information. Before providing any personal information to a Publisher, please be sure to review the Publisher's privacy policy and terms and conditions of use. Do not provide personally identifying information to a Publisher unless you accept the conditions of use and terms of their privacy policy.** SCEI, Sony Computer Entertainment America ("SCEA") and their affiliates cannot guarantee the continuous operation of the "DNAS" servers. SCEA shall not be liable for any delay or failure of the "DNAS" servers to perform. If you receive a message during login identifying a "DNAS" authentication error, please contact SCEA Consumer Services at 1-866-466-5333. For additional information concerning "DNAS", visit www.us.playstation.com/DNAS. In the event of a systems incompatibility or inoperability with DNAS, the sole liability of SCEI, SCEA and their affiliates shall be limited to the repair or replacement of the user's affected game software, console, or peripherals at the option of SCEA. SCEA, it's parents, affiliates, or licensed Publishers shall not be liable for any delays, system failures, authentication failures, or system outages, which may, from time to time, affect online game play or access thereto.



WPT
WORLD POKER TOUR®



WPT
WORLD POKER TOUR®



WPT
WORLD POKER TOUR®



WPT
WORLD POKER TOUR®



TROUBLESHOOTING

Some routers and firewalls make it difficult for the game to synchronize. This can be dealt with by enabling "port forwarding" on UDP 3658 on your router or firewall. The exact steps vary with each make / model but the following should serve as a basic guide.

1) Assign a static IP to your PlayStation®2 through the Network Config Utility. Press **START** on the Network Configurations menu to access this utility. Typically the address 192.168.X.90 where X is specific to your router config (usually, 0 through 4) will work. The gateway will be 192.168.X.1 and the net mask 255.255.255.0. You will also need to get the DNS servers from your router's status page (via the web config utility) and enter those under the Manual DNS option in your PlayStation®2 Network Config File.

2) Open your router configuration utility and find an option called "Port Forwarding", "Virtual Server", "Applications", or something similar. Refer to your router manual or web site for more specific information on what this option is called.

3) Set the port to TCP ports: 6129 and 57988-57999, UDP ports: 1026, 1027, 1257 and 54985-55021 and the type to UDP. Set the address to that which you assigned to your PlayStation®2 in step 1.

If you are not comfortable modifying PlayStation®2 or router configurations talk to a friend who is or contact customer service for your router or 2K Sports.

WPT uses the GameSpy matchmaking service online. There is no hosting service for the game. The title itself acts as the host or the client, depending on whether the user creates the table or joins one. We will be renewing our matchmaking service with Gamespy on a yearly basis and there are no plans to terminate this.

WPT uses the GameSpy matchmaking service online. There is no hosting service for the game. The title itself acts as the host or the client, depending on whether the user creates the table or joins one. We will be renewing our matchmaking service with Gamespy on a yearly basis and there are no plans to terminate this.

MAIN MENU CONTINUED



Create-a-Game

If you want to make a poker game with your own rules, use this mode to create that game.

WPT Boot Camp

If you need an overview of the rules to Texas Hold 'Em, go here to see them.

Load a Game

Load any saved game here.

Save a Game

Save your game progress using a memory card (for PlayStation®2).

Options

Use this screen to adjust the Audio, Gameplay, Network Gameplay, use the Network Configuration and view the Credits.

WPT Poker Corner™

Poker Corner is a collection of videos of the pros giving poker advice for specific situations. There are lot of great tips so don't forget to check 'em out!



18

Coresoft Inc.**Lead Programmer**

Geoff Goldberg

Programmers

Doug Kuppinger

Martin Jajam

Chris Harvey

Jeff Avella

Russell Hunter

Art Direction

Michael Woolf

Game Design

Geoff Goldberg

Artists

Mat Hale

Erik Van Pelt

Esequiel Ramon Garcia

Additional Art

Jeff Avella

Matt Roszak

Creative Director

Steven Ehrensperger

Director of Technology

Martin Jajam

President and CEO

Dave Connelly

VP of Development

Chris Harvey

Chief Financial Officer

Mary Ellen Connelly

Office Manager

Marni Falk

Sound

SoundMine

Doug Kuppinger

Reference Photography

David Minkin

Voice Credits

Mike Sexton

Vince Van Patten

Lyle Berman

Antonio "The Magician" Esfandiari

Phil "The Unabomber" Laak

Erick "E-Dog" Lindgren

Michael "The Grinder" Mizrachi

Evelyn Ng

Keven Brennan

Robin Brennan

John Hambrick

Sandra Logan

Bill McMillin

Judy Nagy

Kristin Neubauer

JD Posey

Sound Recording Studios

Digital Insight Recording Studios

Austin Soundmine

f. BOO Music

Special Thanks

Russell Hunter

Yuki Furumi

Chloe and Dylan Connelly

Tara Harvey

Alex & Danielle Goldberg

Sirima Kuppinger

Becky, Ryan, Keith, James, & Esther

Gretchen Widmer

Jennye, Ezra, and Boaz Woolf

Jim and Carole Roszak

The One They Call Girls

Liam Christian Harvey

GameSpy SDK

Bill "OwnageMachine" Dewey

Daniel "Mr. Pants" Schoenblum

David "crt" Wright

GameSpy Thanks

Joost Schuur

Saad Nader

Tom Hitchcock

CREDITS

2K Sports

Executive Producers

Scott Patterson
Greg Thomas

Project Manager

Joel Breton

Marketing Manager

Mike Rhinehart

Lead Tester

Jef Holton

Assistant Lead Tester

Thom Moyles

Senior Lead Tester

Marion Dreo

Mastering/Release Specialist

Jason Bakke

Manual Writer

Tim Collins

Network Lead

Jerson Sapida

Marketing/Public Relations

Matt Atwood
J. Mateo Baker
Anthony Chau
Shelby Cox
David DePaulis
Nikki Flynn
Ryan Hunt
Rustin Lee
Moni Orife
Tim Rosa
Christian Scatena
Rich Saroyan
Erik Whiteford

Director of Quality Assurance

Chien Yu

Quality Assurance Manager

Robert Nelson

Quality Assurance Supervisor

John Crysedale

Standards Lead

Evan Boehler

Standards Senior Tester

Dustin Wright

Standards Testers

Johannes Robbins
Gil Espanto
Tarek Nijmeh

Test Plan Writers

James Miller
Jef Holton

Quality Assurance Testers

Ryan Medina
Wayne Gin
Adam Ausiello
Mark Sardina
Chris Weber
Robert Zavalla
Ryan Lim
Owen Christy
Sean Simon
Nick Nguyen

QA Tech

Rhianna Kellom
Adam Fair
Jose Gutierrez
Alex Snell

Special Thanks

Richard Yee
Asif Chaudhri
Nelson Wang
Alexa Breton
Geoff Myers
Desha Chanh dara
Quinn Kaneko
Chris Darroca
Collin Fogel
Richard Horne
Sharon Hunter
Jesse Rademacher
Kevin Clement
Braeden Breton
Steve Glickstein

AI Tuning and Balancing

Owen Christy
Wayne Gin
Jef Holton
Ryan Lim

Localization of Manual & Package Graphic Design

Vicki Morawietz of VAM Design



World Poker Tour Credits

Creator of World Poker Tour

Steve Lipscomb

Vice President, Global Consumer Products

Andrea Green

Manager, Global Consumer Products

Melissa Feldman

General Counsel

Adam Pliska

Legal Counsel

Allison Hushek

Cover Art Designer

Elaine Chernov

BRANDGENUITY

Managing Director

Jay Asher

Managing Director

Adina Avery-Grossman

Managing Director

Louis Drogin

Managing Director

Andrew Topkins

Licensing Manager

Cara Lustik

Special Thanks

Brian Balsbaugh

Mike Sexton

Vince Van Patten

Mimi Rogers

Lyle Berman

Phil Laak

Erick Lindgren

Antonio Esfandiari

Evelyn Ng

Michael Mizrachi

Bay 101

Foxwood Resort Casino

Borgata Hotel Casino & Spa

The Millennium Casino

The Illusion Casino

Commerce Casino

Aviation Club de France

Bicycle Casino

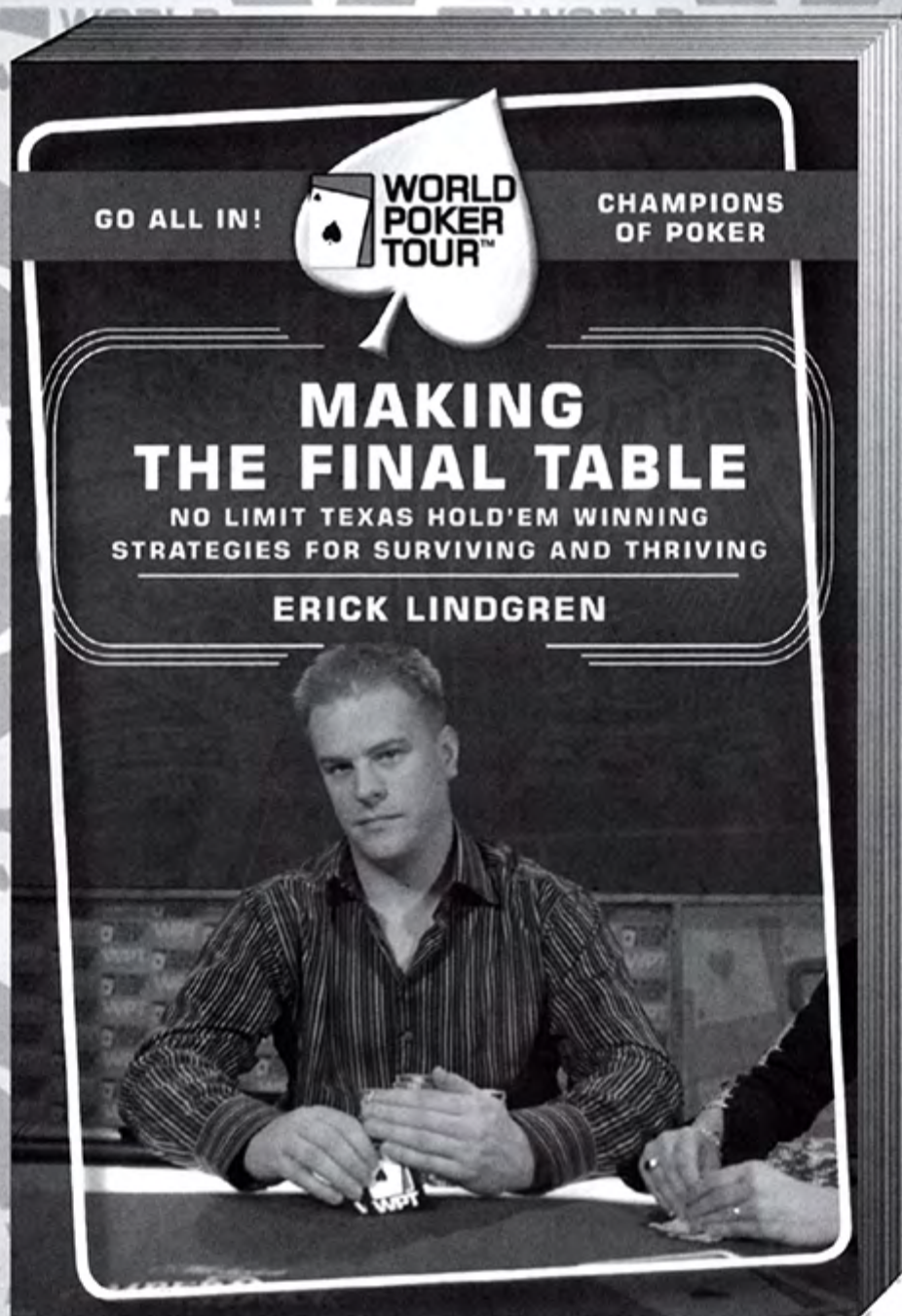
***Register at
www.2Ksports.com***

Receive:

- *Email news*
- *Exclusive information*
- *Special offers from 2K Sports*



You've played the game,



POKER TOUR POKER TOUR POKER TOUR

now learn how to cash in!

WORLD POKER TOUR WORLD POKER TOUR WORLD POKER TOUR

♠ **Coming Soon**



♣ **Available Now**



WORLD POKER TOUR WOP POKER TOUR TOUR



Collins

An Imprint of HarperCollins Publishers
www.harpercollins.com

LIMITED SOFTWARE WARRANTY AND LICENSE AGREEMENT

YOUR USE OF THIS SOFTWARE IS SUBJECT TO THIS LIMITED SOFTWARE WARRANTY AND LICENSE AGREEMENT (THE "AGREEMENT") AND THE TERMS SET FORTH BELOW. THE "SOFTWARE" INCLUDES ALL SOFTWARE INCLUDED WITH THIS AGREEMENT, THE ACCOMPANYING MANUAL (S), PACKAGING AND OTHER WRITTEN, ELECTRONIC OR ON-LINE MATERIALS OR DOCUMENTATION, AND ANY AND ALL COPIES OF SUCH SOFTWARE AND ITS MATERIALS. BY OPENING THE SOFTWARE, INSTALLING, AND/OR USING THE SOFTWARE AND ANY OTHER MATERIALS INCLUDED WITH THE SOFTWARE, YOU HEREBY ACCEPT THE TERMS OF THIS LICENSE WITH 2K SPORTS. ("LICENSOR").

LICENSE. Subject to this Agreement and its terms and conditions, LICENSOR hereby grants you the non-exclusive, non-transferable, limited right and license to use one copy of the Software for your personal use on a single console. The Software is being licensed to you and you hereby acknowledge that no title or ownership in the Software is being transferred or assigned and this Agreement should not be construed as a sale of any rights in the Software. All rights not specifically granted under this Agreement are reserved by LICENSOR and, as applicable, its licensors.

OWNERSHIP. LICENSOR retains all right, title and interest to this Software, including, but not limited to, all copyrights, trademarks, trade secrets, trade names, proprietary rights, patents, titles, computer codes, audiovisual effects, themes, characters, character names, stories, dialog, settings, artwork, sounds effects, musical works, and moral rights. The Software is protected by United States copyright law and applicable copyright laws and treaties throughout the world. The Software may not be copied, reproduced or distributed in any manner or medium, in whole or in part, without prior written consent from LICENSOR. Any persons copying, reproducing or distributing all or any portion of the Software in any manner or medium, will be willfully violating the copyright laws and may be subject to civil and criminal penalties. Be advised that Copyright violations are subject to penalties of up to \$100,000 per violation. The Software contains certain licensed materials and LICENSOR's licensors may protect their rights in the event of any violation of this Agreement.

LICENSE CONDITIONS

You agree not to:

- (a) Commercially exploit the Software;
- (b) Distribute, lease, license, sell, rent or otherwise transfer or assign this Software, or any copies of this Software, without the express prior written consent of LICENSOR;
- (c) Make copies of the Software or any part thereof;
- (d) Except as otherwise specifically provided by the Software or this Agreement, use or install the Software (or permit others to do same) on a network, for on-line use, or on more than one console at the same time;
- (e) Copy the Software onto a hard drive or other storage device and must run the Software from the included CD-ROM (although the Software may automatically copy a portion of itself onto your console during installation in order to run more efficiently);
- (f) use or copy the Software at a computer gaming center or any other location-based site; provided, that LICENSOR may offer you a separate site license agreement to make the Software available for commercial use;
- (g) Reverse engineer, decompile, disassemble or otherwise modify the Software, in whole or in part;
- (h) Remove or modify any proprietary notices or labels contained on or within the Software; and
- (i) transport, export or re-export (directly or indirectly) into any country forbidden to receive such Software by any U.S. export laws or accompanying regulations or otherwise violate such laws or regulations, that may be amended from time to time.

THE SOFTWARE UTILITIES.

The Software may contain a level editor or other similar type tools, assets and other materials (the "Software Utilities") that permit you to construct or customize new game levels and other related game materials for personal use in connection with the Software ("Customized Game Materials"). In the event the Software contains such Software Utilities, the use of the Software Utilities is subject to the following additional terms, conditions and restrictions:

- (a) All Customized Game Materials created by you are exclusively owned by LICENSOR and/or its licensors (as the case may be) and you hereby transfer, assign and convey to LICENSOR all right, title and interest in and to the Customized Game Materials and LICENSOR and its permitted licensors may use any Customized Game Materials made publicly available to you for any purpose whatsoever, including but not limited to for purposes of advertising and promoting the Software;
- (b) You will not use or permit third parties to use the Software Utilities and the Customized Game Materials created by you for any commercial purposes, including but not limited to distributing, leasing, licensing, renting, selling, or otherwise exploiting, transferring or assigning the ownership of such Customized Game Materials;
- (c) Customized Game Materials must be distributed solely for free; provided, that you may contact LICENSOR for a license to commercially exploit the Customized Game Materials which LICENSOR may grant or deny in its sole discretion;
- (d) Customized Game Materials shall not contain modifications to any other executable files;
- (e) Customized Game Materials must be used alone and can be created if the Customized Game Materials will be used exclusively in combination with the commercially released retail version of the Software.
- (f) Customized Game Materials cannot contain libelous, defamatory or other illegal material, material that is scandalous or invades the rights of privacy or publicity of any third party, or contain any trademarks, copyright-protected work or other property of third parties (without a valid license); and
- (g) All Customized Game Materials must contain the proper credits to the authors of the Customized Game Materials and must indicate that LICENSOR is not the author of the Customized Game Materials with additional language that "THIS MATERIAL IS NOT MADE, GUARANTEED OR SUPPORTED BY THE PUBLISHER OF THE SOFTWARE OR ITS AFFILIATES."

LIMITED WARRANTY: LICENSOR warrants to you (if you are the initial and original purchaser of the Software) that the original storage medium holding the Software is free from defects in material and workmanship under normal use and service for 90 days from the date of purchase. If for any reason you find a defect in the storage medium during the warranty period, LICENSOR agrees to replace, free of charge, any Software discovered to be defective within the warranty period as long as the Software is currently being manufactured by LICENSOR. If the Software is no longer available, LICENSOR retains the right to substitute a similar program of equal or greater value. This warranty is limited to the storage medium containing the Software as originally provided by LICENSOR and is not applicable to normal wear and tear. This warranty shall not be applicable and shall be void if the defect has arisen through abuse, mistreatment, or neglect. Any implied warranties prescribed by statute are expressly limited to the 90-day period described above. Except as set forth above, this

warranty is in lieu of all other warranties, whether oral or written, express or implied, including any other warranty of merchantability, fitness for a particular purpose or non-infringement, and no other representations or warranties of any kind shall be binding on LICENSOR.

When returning the Software subject to the limited warranty above, please send the original Software only to the LICENSOR address specified below and include: your name and return address; a photocopy of your dated sales receipt; and a brief note describing the defect and the system on which you are running the Software.

IN NO EVENT WILL LICENSOR BE LIABLE FOR SPECIAL, INCIDENTAL OR CONSEQUENTIAL DAMAGES RESULTING FROM POSSESSION, USE OR MALFUNCTION OF THE SOFTWARE, INCLUDING DAMAGES TO PROPERTY, LOSS OF GOODWILL, COMPUTER FAILURE OR MALFUNCTION AND, TO THE EXTENT PERMITTED BY LAW, DAMAGES FOR PERSONAL INJURIES, EVEN IF LICENSOR HAS BEEN ADVISED OF THE POSSIBILITY OF SUCH DAMAGES. LICENSOR'S LIABILITY SHALL NOT EXCEED THE ACTUAL PRICE PAID FOR USE OF THE SOFTWARE. SOME STATES/COUNTRIES DO NOT ALLOW LIMITATIONS ON HOW LONG AN IMPLIED WARRANTY LASTS AND/OR THE EXCLUSION OR LIMITATION OF INCIDENTAL OR CONSEQUENTIAL DAMAGES, SO THE ABOVE LIMITATIONS AND/OR EXCLUSION OR LIMITATION OF LIABILITY MAY NOT APPLY TO YOU. THIS WARRANTY GIVES YOU SPECIFIC LEGAL RIGHTS, AND YOU MAY HAVE OTHER RIGHTS THAT VARY FROM JURISDICTION TO JURISDICTION.

TERMINATION: This Agreement will terminate automatically if you fail to comply with its terms and conditions. In such event, you must destroy all copies of the Software and all of its component parts. You can also end this Agreement by destroying the Software and all copies and reproductions of the Software and deleting and permanently purging the Software from any client server or computer on which it has been installed.

U.S. GOVERNMENT RESTRICTED RIGHTS: The Software and documentation have been developed entirely at private expense and are provided as "Commercial Computer Software" or "restricted computer software." Use, duplication or disclosure by the U.S. Government or a U.S. Government subcontractor is subject to the restrictions set forth in subparagraph (c)(1)(ii) of the Rights in Technical Data and Computer Software clauses in DFARS 252.227-7013 or as set forth in subparagraph (c)(1) and (2) of the Commercial Computer Software Restricted Rights clauses at FAR 52.227-19, as applicable. The Contractor/ Manufacturer is the LICENSOR at the location listed below.

EQUITABLE REMEDIES: You hereby agree that if the terms of this Agreement are not specifically enforced, LICENSOR will be irreparably damaged, and therefore you agree that LICENSOR shall be entitled, without bond, other security, proof of damages, to appropriate equitable remedies with respect any of this Agreement, in addition to any other available remedies.

INDEMNITY: You agree to indemnify, defend and hold LICENSOR, its partners, licensors, affiliates, contractors, officers, directors, employees and agents harmless from all damages, losses and expenses arising directly or indirectly from your acts and omissions to act in using the Software pursuant to the terms of the Agreement.

MISCELLANEOUS: This Agreement represents the complete agreement concerning this license between the parties and supersedes all prior agreements and representations between them. It may be amended only by a writing executed by both parties. If any provision of this Agreement is held to be unenforceable for any reason, such provision shall be reformed only to the extent necessary to make it enforceable and the remaining provisions of this Agreement shall not be affected. This Agreement shall be construed under New York law as such law is applied to agreements between New York residents entered into and to be performed within New York, except as governed by federal law and you consent to the exclusive jurisdiction of the state and federal courts in New York, New York.

IF YOU HAVE ANY QUESTIONS CONCERNING THIS LICENSE, YOU MAY CONTACT IN WRITING 2K SPORTS, 575 BROADWAY, NEW YORK, NY 10012.

OBTAINING TECHNICAL SUPPORT/SERVICE

To receive additional support, including troubleshooting assistance, please contact:

- web site <http://2Ksports.com/>
- e-mail customerservice@2Ksports.com
- telephone 1-415-507-7750

©2005 Take-Two Interactive Software and its subsidiaries. All rights reserved. 2K Sports, the 2K Sports logo, and Take-Two Interactive Software are all trademarks and/or registered trademarks of Take-Two Interactive Software, Inc. All Rights Reserve.

World Poker Tour & Spade Card Design are trademarks of WPT Enterprises, Inc. © 2005 WPT Enterprises, Inc. All Rights Reserve. All photographic images contained herein are property of WPT Enterprises, Inc. and used with permission herein. © 2005 WPT Enterprises, Inc. All Rights Reserved. Bee Royal Face Card Designs used are ©2005 The United States Playing Card Company. All Rights Reserved.

©2003 RenderWare is a registered trademark of Criterion Software Limited. Portions of this software are Copyright 1998-2005 Criterion Software Limited and its Licensor.

RSA BSAFE® SSL-C and Crypto-C software from RSA Security Inc. have been installed. RSA is a registered trademark of RSA Security Inc. BSAFE is a registered trademark of RSA Security Inc. in the United States and other countries, RSA Security Inc. All rights reserved. All Trademarks are the property of their respective owners.

This software uses "DNAS" (Dynamic Network Authentication System), a proprietary authentication system created by Sony Computer Entertainment, Inc. to provide security and to help protect copyrighted content. The unauthorized transfer, exhibition, export, import or transmission of programs and devices circumventing its authentication scheme may be prohibited by law. For additional information see www.us.playstation.com/DNAS.

*Check Out
The 2K6
Lineup!*

www.2ksports.com

